

The 1st SSOPRS 'Meet the Master' Session





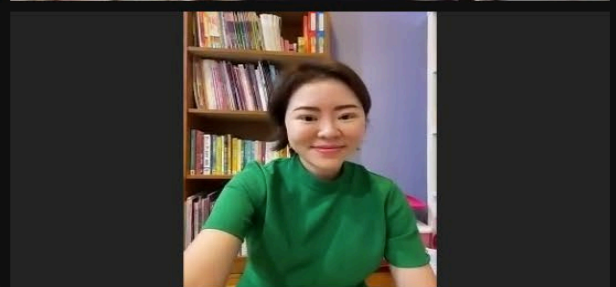
Talking: SNEC Sunny Shen 1148

Professor Geoffrey Rose

- Director, Consultant, Adnexal service, Moorfields Eye Hospital
- Professor of Ophthalmology, University College London
- President, British Oculoplastic Surgery Society (BOPSS)
- President, European Society of Ophthalmic Plastic and Reconstructive Surgery (ESOPRS)
 - Mustarde Lecture
- Honorary Fellow, American Society of Ophthalmic Plastic and Reconstructive Surgery (APSOPRS)
 - Lester Jones Lecture
- Member, Orbital Society
- Numerous (hundreds) publications, book chapters ...

- Bachelor of Science in Pharmacology
- Doctor of Science (DSc)
- Organist, Choir singer
- Handyman, Roofer ...
- Beekeeper, Farm owner ...





kailing yong SNEC

Livia teo 12410i

Summary: Life lessons from TED

- Remember mimic syndromes for (1) lid retraction, (2) red eye and (3) chemosis**
- (4) Beware of single big muscle, multiple giant muscles, and watch for the “amphora sign”**
- (5) Look for disparity between acuity and colour/RAPD in patients with DON**
- (6) Infero-medial decompression for persistent DON, or for obscurations of vision; remember the “Golden Rules” for decompression**
- (7) Lateral wall decompression for aesthetics, and avoid floor if possible**
- (8) Decompression does NOT worsen motility, but rather just alters phoric angles: this change can be used to help improve existing strabismus**
- (9) Preserve temporalis muscle and preserve anterior half of the infero-medial strut**
- (10) To avoid lateral flare after upper lid lowering, disconnect the central and lateral tarsal plate from all tissues above it (right out to lateral rim)**